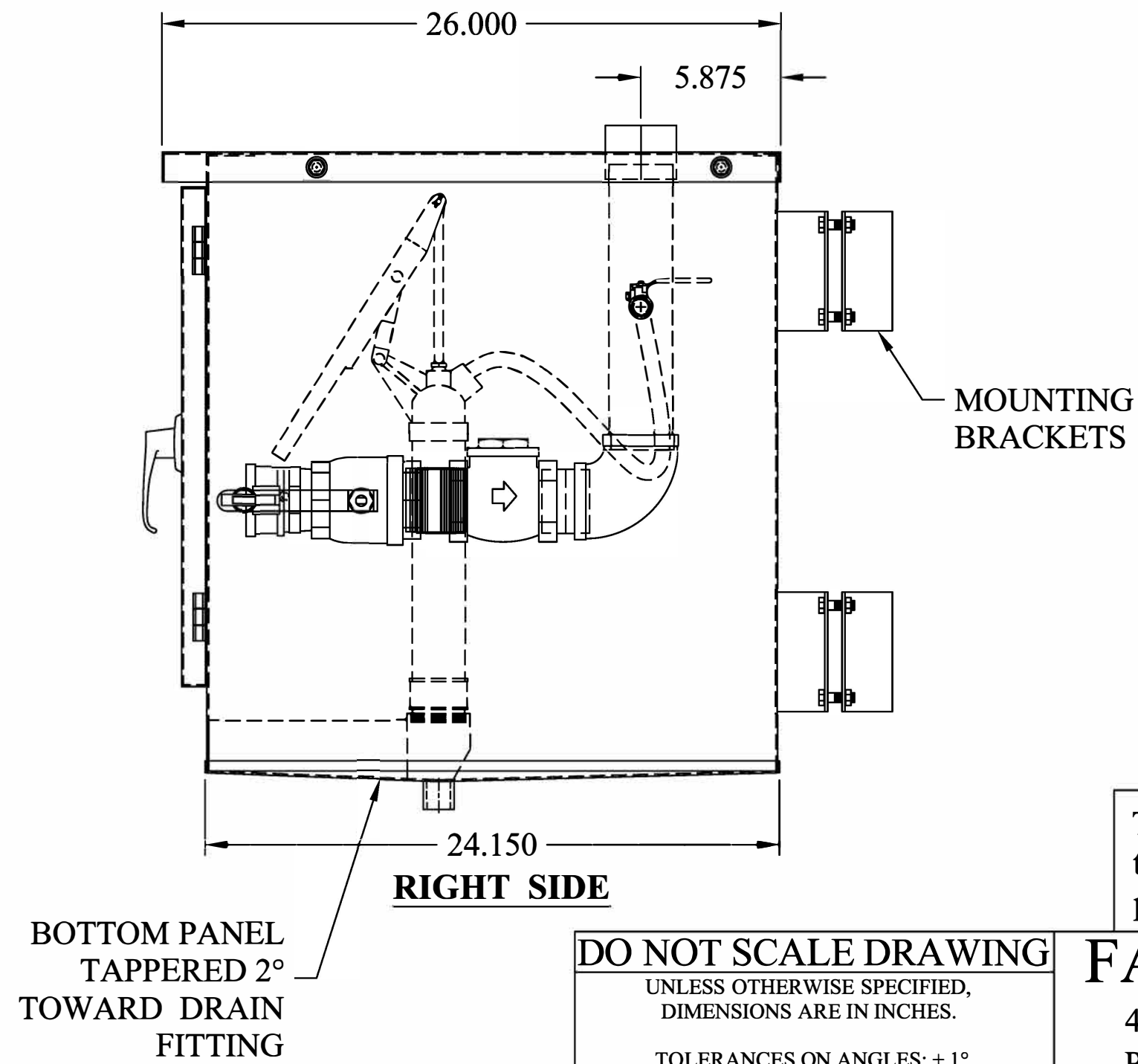
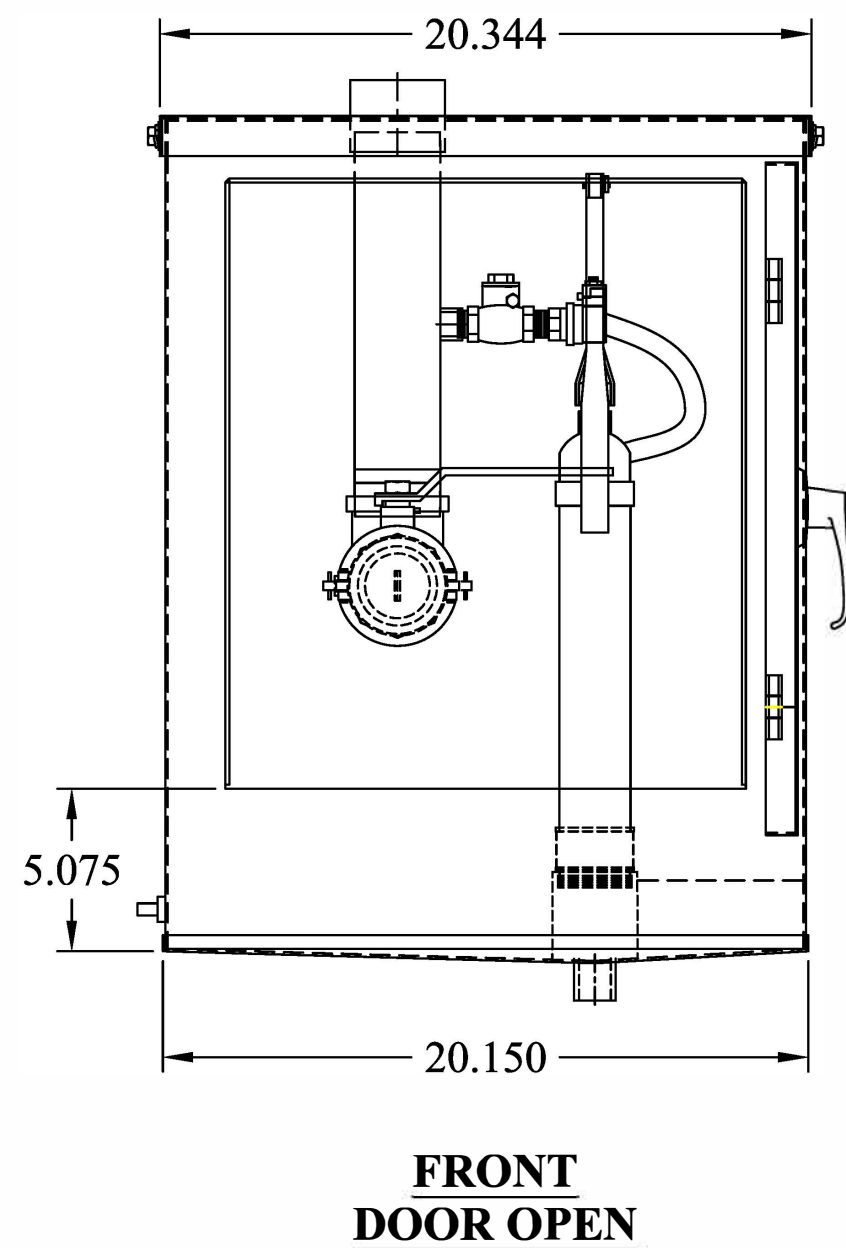


FEATURES:

- DIMENSIONS: 26" HIGH X 26" DEEP X 20 3/8" WIDE
- HEAVY GAUGE STAINLESS STEEL ENCLOSURE, ALL WELDED CONSTRUCTION
- 14 GAUGE STAINLESS STEEL LOCKABLE HINGED DOOR
- ONE (1) 2" NPT TOP OUTLET
- 10 GALLON SPILL CONTAINMENT
- HAND PUMP W/ CHECK VALVE AND SHUTOFF
- INLET CONNECTIONS W/ QUICK CONNECTORS AND DUST CAPS
- INTERNAL PRE-PLUMBED CHECK VALVES, FITTINGS AND SHUTOFF VALVES
- ONE (1) GROUND STUD
- TWO (2) MOUNTING BRACKETS (FOR 3" PIPE)
- VENT LOCATED UNDER FRONT DOOR
- MADE IN USA



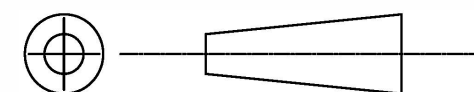
This document is proprietary and confidential. No part of this document may be disclosed in any manner to a third party without the prior written consent of Fairfield Industries

DO NOT SCALE DRAWING

UNLESS OTHERWISE SPECIFIED, DIMENSIONS ARE IN INCHES.

TOLERANCES ON ANGLES: ± 1°
FRACTIONAL: ± 1/64
2-PLACE DECIMALS: ± 0.05
3-PLACE DECIMALS: ± 0.005

THIRD ANGLE PROJECTION



FAIRFIELD INDUSTRIES, INC

4483 CHOPPEE ROAD, GEORGETOWN SC 29440

PHONE: 843-461-3894 FAX: 843-461-3907

DESCRIPTION

ARFP-2-T

SIZE C	SCALE NTS	DWG. NO D020620-3	C.REV -	REV 1
DRAWN BY D. NETTLES		DATE 02/06/20	SHT 1 OF 1	