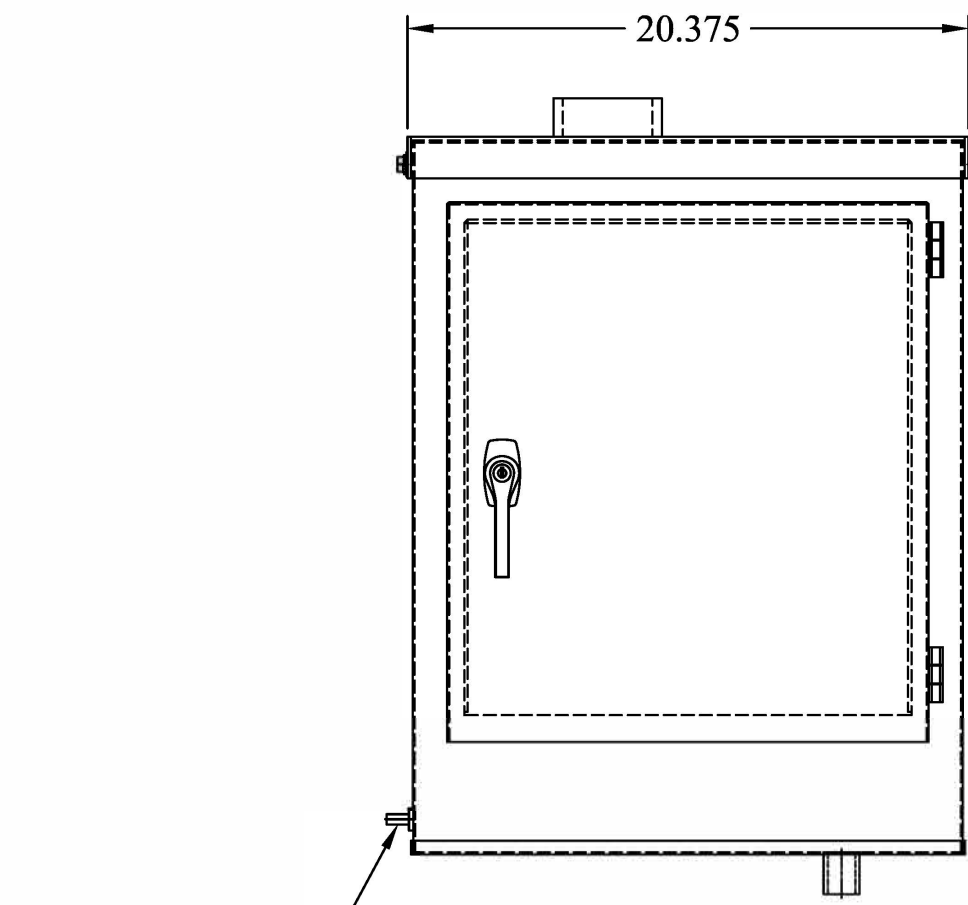


REAR

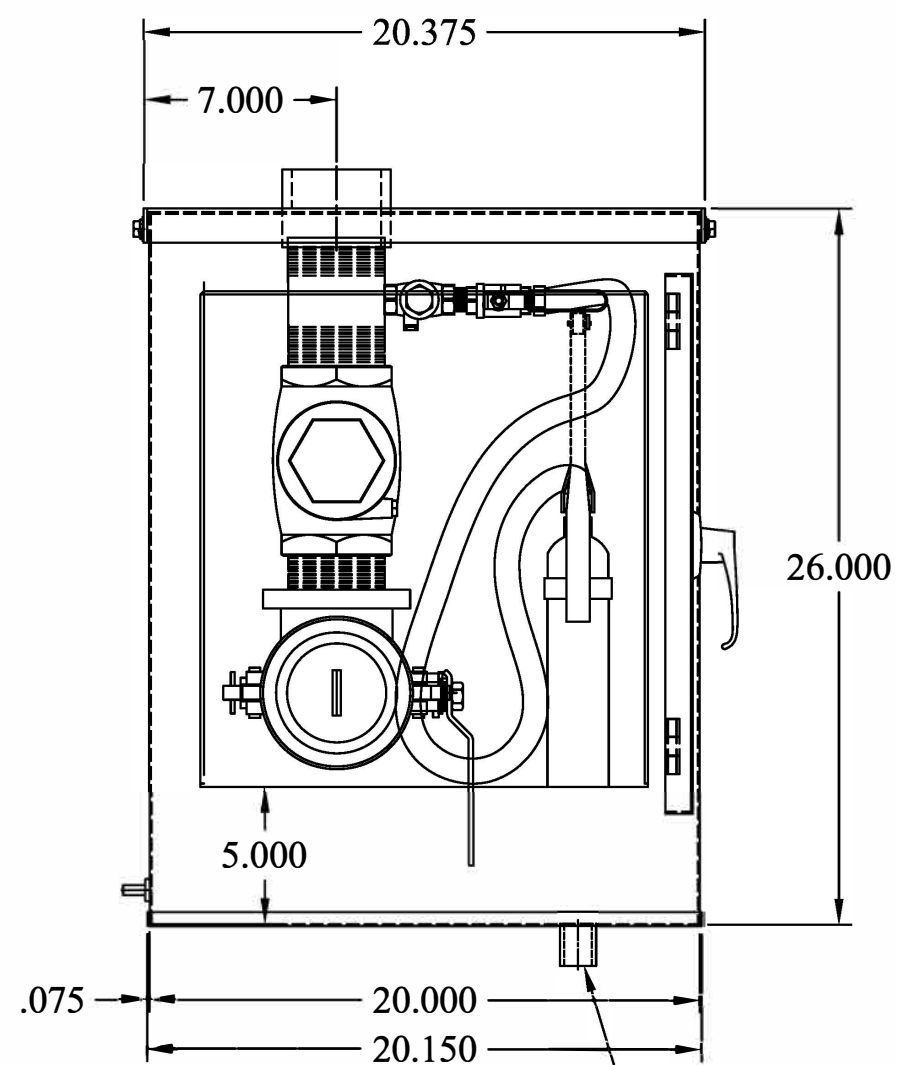


FRONT

GROUND STUD

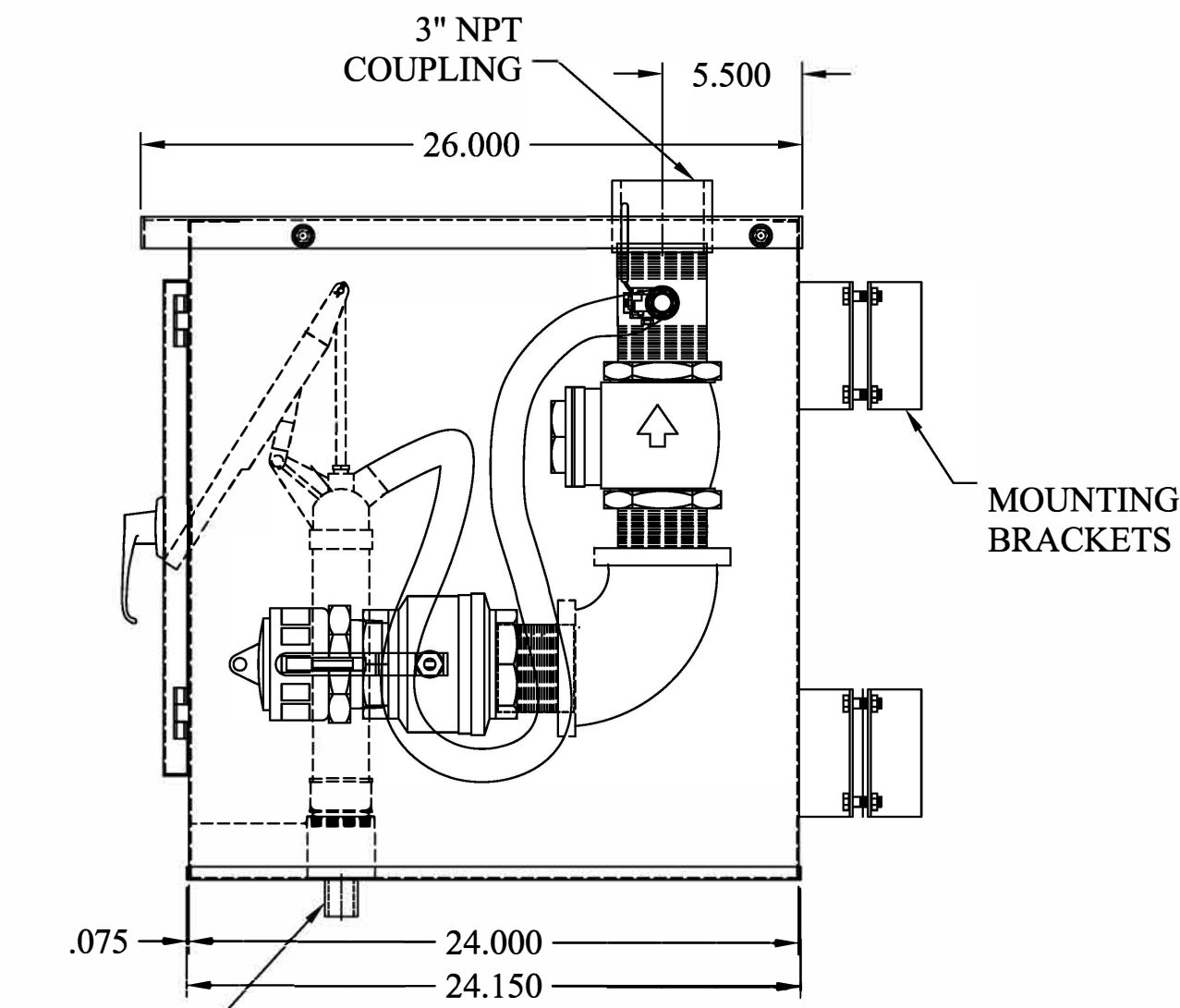
FEATURES:

- HEAVY GAUGE 304 STAINLESS STEEL ENCLOSURE, ALL WELDED CONSTRUCTION
- 14 GAUGE 304 STAINLESS STEEL LOCKABLE HINGED DOOR
- ONE(1) 3.0" NPT TOP OUTLET
- 10 GALLON SPILL CONTAINMENT
- HAND PUMP W/ CHECK VALVE AND SHUTOFF
- INLET CONNECTIONS W/ QUICK CONNECTORS AND DUST CAPS
- INTERNAL PRE-PLUMBED CHECK VALVES, FITTINGS AND SHUTOFF VALVES
- ONE(1) GROUND STUD
- TWO (2) WALL BRACKETS
- VENT LOCATED UNDER FRONT DOOR
- MADE IN USA



FRONT DOOR OPEN

DRAIN FITTING



RIGHT SIDE

DRAIN FITTING

MOUNTING BRACKETS

This document is proprietary and confidential. No part of this document may be disclosed in any manner to a third party without the prior written consent of Fairfield Industries

DO NOT SCALE DRAWING	
UNLESS OTHERWISE SPECIFIED, DIMENSIONS ARE IN INCHES.	
TOLERANCES ON ANGLES: ± 1°	
FRACTIONAL: ± 1/64	
2-PLACE DECIMALS: ± 0.05	
3-PLACE DECIMALS: ± 0.005	
THIRD ANGLE PROJECTION	

FAIRFIELD INDUSTRIES, INC					
4483 CHOPPEE ROAD, GEORGETOWN SC 29440					
PHONE: 843-461-3894			FAX: 843-461-3907		
DESCRIPTION					
ARFP-3-T					
SIZE	SCALE	DWG. NO	C.REV	REV	
C	NTS	D072919-2	-	1	
DRAWN BY			DATE	SHT	
D. NETTLES			02/15/21	1 OF 1	